

SPINE EXAM

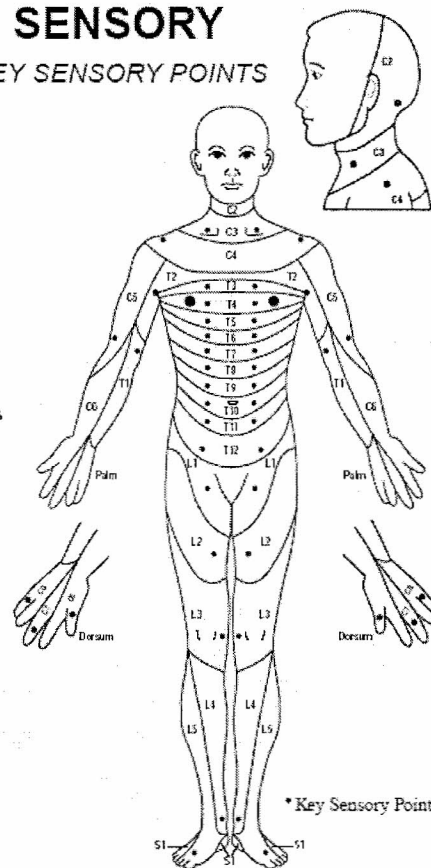
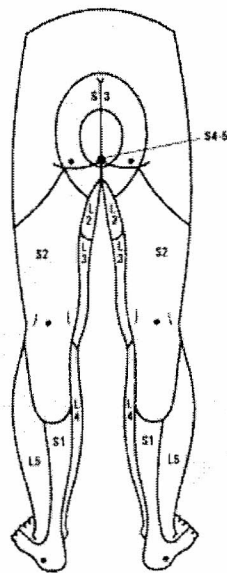
MOTOR

	Right	Left
C5:Shoulder abdx		
C5/6:Elbow flex		
C6:Wrist ext		
C7:Elbow ext		
C7:Wrist flex		
C8:Finger flex		
T1:Finger abdx		
L2:Hip flex		
L3/4:Knee ext		
L4-S1:Hip abdx		
L2-4:Hip addx		
L5:Knee flex		
L4/5:Ankle dorsiflex		
L5:EHL		
S1:Ankle plantar		
L4:Foot inversion		
L5/S1:Foot eversion		

SENSORY

KEY SENSORY POINTS

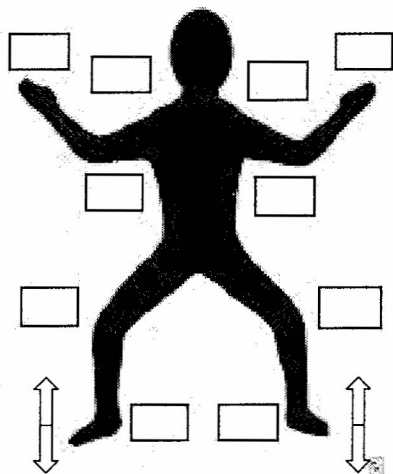
0 = absent
 1 = impaired
 2 = normal
 NT = not testable



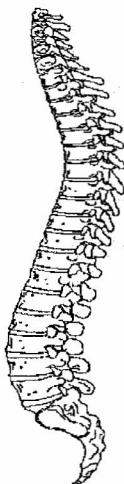
* Key Sensory Points

From the American Spinal Injury Association

REFLEXES



TTP (↔)



Hoffman's?	Y / N
Dysdiadochokinesia?	Y / N
Spurling's	L / R
Voluntary anal contraction?	Y / N
Bulbocavernosus reflex?	Y / N
Perirectal sensation?	Y / N